

FlashCut **Twins**

TO DOUBLE PERFORMANCE AND VERSATILITY



CUTTING SYSTEMS FOR COMBINED JOBS. THE SEVERAL SUCCESSFUL INSTALLATIONS WHICH BROUGHT US GREAT EXPERIENCE IN VARIOUS PRODUCTION FIELDS AND PROCESSES, HAVE CONSIDERABLY INFLUENCED THE NEW TWINS DESIGN. THE ROBUST STRUCTURE AND THE STATE-OF-THE-ART ELECTRONICS ALLOWED TO DEVELOP A MODULAR CUTTING HEAD CAPABLE TO PROCESS MATERIAL UP TO 50MM IN THICKNESS, WITH TWO MAIN TOOLS AND SOME OTHER OPTIONAL DEVICES, SUCH AS INKJET PRINTER AND CAMERA TO AUTOMATICALLY ACQUIRE THE SHAPE REFERENCE POINTS. THE DATA RELATED TO MODULES SETTING CAN BE AUTOMATICALLY STORED AND REUSED TO SPEED UP THE TOOL CHANGE OPERATIONS WITH A CONSIDERABLE LABOR COST SAVING AND REMARKABLE CUTTING QUALITY. AVAILABLE IN A WIDE RANGE OF CONFIGURATIONS, WITH STATIC OR CONVEYORIZED CUTTING SURFACE, THE TWINS CUTTING TABLES PERFECTLY MATCH WITH THE MOST VARIABLE PRODUCTION NEEDS.

A wide range of models and available configurations



FlashCut **Twins** 1515 B/2



FlashCut **Twins** EMH 3015 S



This modular head with 2 independent vertical axes slots allows to work sequentially, matching a wide range of cutting, creasing, marking and punching tools. It is possible to perform different jobs using the most suitable tool for every specific need on the same shape. In the same cutting session it is also possible to use the inkjet printer and the camera to acquire the cutting reference points.



The EMH head allows to sequentially or separately use the cutting knife and the router. It is the best solution to combine the process of foam or rigid materials as well as to process a great number of other materials with a single tool. Two different types of routers are available: both turning at high-speed, with a power of 1 or 2.4 kW, air cooling system, variation of the speed rate during the processing and vacuum cleaning system with electric height regulation.



PARTITIONED VACUUM SYSTEM

Powerful, partitioned, adjustable vacuum system to be adapted to any kind of material or job and concentrated where needed. It allows the best fixing during the working process and the highest energy saving at the same time.



HIGH BRIGHTNESS PROJECTORS

High brightness overhead projectors assure clear visualization of any material or color in any environment. Using LED lamps they grant high brightness, stability in power projection, low maintenance and long life. Great performance on non-regular shaped materials.



REFERENCE POINTS ACQUISITION THROUGH CAMERA

The new digital camera equipped with LED illuminator allows to automatically and accurately place the shapes and the cutting layout with reference to the images printed on material. It covers a wide reading area, thus recognizing the reference points even when they are not perfectly located.



OPTIMIZED NESTING

Customized systems for automatic nesting and friendly interface dramatically reduce the overall time for placing the shapes to be processed and optimize the material yields.


FEEDING SYSTEMS

The Twins models can be integrated with optional devices to ease and speed the feeding operations, the loading of the materials to be cut and the off-loading of the cut pieces. Among these devices the most common ones are the in-line and off-line loading and off-loading tables, the self-centering cradle unwinding systems, with expanding shaft or multiple rolls, the automatic spreaders, really helpful when cutting textile in multiple layers.



INKJET PRINTER

A high resolution inkjet printer is available for all Twins models. The robust stainless steel support and the functional design of the print heads make this coding and marking system suitable for the greatest number of industrial applications. The use of cartridges cut maintenance costs and allows to quickly change both colors and ink type.



STATIC OR CONVEYORIZED FEED BELT CUTTING SURFACE


The Twins models are available with static or conveyORIZED feed belt cutting surface. In the latter case the material feeding is carried out by the combined action of the belt and a pincer mounted on the gantry. This grants maximum feeding accuracy both of rigid and elastic materials, in single or multiple layers. The feeding and cutting accuracy allow to cut shapes longer than the cutting surface in several steps.



Twins Models

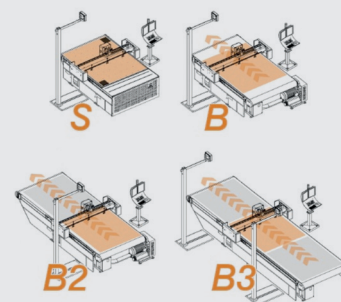
SAFETY

Patented laser scanner safety system (standard on some models only) granting the operator maximum confidence even when working with machine in motion, for example during the picking of cut pieces on two-station tables.



S MODELS

MODELS	WORKING AREA (mm)	MAX. ABSORPTION (kW)	SIZES (mm)		WEIGHT (Kg)*
			without projectors	with projector	
		1 pump / 2 pumps			
FlashCut 1515 Twins	1550x1550	13.46 / -	2500x4120x1220	2500x5000x3110	1290
FlashCut 3015 Twins	3050x1550	13.46 / 23.86	4000x4120x1220	4000x5000x3110	1790
FlashCut 3020 Twins	3050x2050	13.46 / 23.86	4000x4620x1220	4000x5630x2980	2090
FlashCut 3026 Twins	3050x2600	- / 23.86	4540x5144x1220	4540x6174x4181	2490



B MODELS

MODELS	B MODELS			B2 MODELS			B3 MODELS		
	SIZES (mm)		W. (Kg)*	SIZES (mm)		W. (Kg)*	SIZES (mm)		W. (Kg)*
	without projectors	with projector		without projectors	with projector		without projectors	with projector	
FlashCut 1515 Twins	3150x4160x1220	3150x5040x3024	1340	4200x4120x1220	4200x5000x3024	1560	4970x4120x1220	4970x5000x3024	1690
FlashCut 3015 Twins	4880x4160x1220	4880x5040x3110	1890	7200x4120x1220	7200x5000x3110	2290	9470x4120x1220	9470x5000x3110	2490
FlashCut 3020 Twins	4880x4660x1220	4880x5670x2980	2140	7200x4620x1220	7200x5630x2980	2490	9470x4620x1220	9470x5630x2980	2790
FlashCut 3026 Twins	6260x5144x1220	6260x6175x4181	3040	7350x5144x1220	7350x6175x4181	3240	9465x5144x1220	9465x6175x4181	3440

* without projector

Subject to change without notice - May 2015 edition
These sizes refer to tables with short gantry. In case of long gantry consider an increase of 200 mm in width



HEADQUARTERS

ATOM ITALY

ATOM s.p.a. Via Morosini, 6 - 27029 Vigevano - PV - Italy - T +39 0381 3021 - info.atom@atom.it - www.atom.it