



# FlashCut **Flex**

FLEXIBILITY WITH HIGH PERFORMANCE



THE FLEX SERIES REPRESENTS THE EVOLUTION OF THE PREVIOUS FLASHCUT ARCHITECTURE OF GREAT SUCCESS AND WIDE DISTRIBUTION. ITS NEW, SOLID AND BASIC STRUCTURE, ITS HIGH QUALITY COMPONENTS AND STATE-OF-THE-ART ELECTRONICS GRANT MAXIMUM RELIABILITY COMBINED WITH HIGH CUTTING CAPABILITY AND ACCURACY. THE STATIC OR THE CONVEYORIZED (BELT FEED) ARCHITECTURE, THE WIDE RANGE OF CONFIGURATIONS AND AVAILABLE ACCESSORIES MAKE THESE NEW TABLES A FLEXIBLE TOOL, PERFECT TO SATISFY ANY CUTTING NEED FOR A LARGE VARIETY OF MATERIALS.


### A wide range of models and available configurations



FlashCut **Flex** 3015 B/2




FlashCut **Flex** 3015 S




The HD models are expressly designed to cut foam and corrugated or honeycomb cardboard; they are able to cut materials up to 130mm in thickness, and combine cutting, creasing and 45° angle cutting. The knife lubricating device is available for any table of this range, it eases the cutting, it does not pollute the cut material and it grants the best result even with difficult materials.

The EMHD models are designed to combine cutting and milling operations on materials up to 100mm in thickness. The powerful knife chuck and 3kW electric router (variable speed from 12.000-40.000 rpm) and rapid tool change allow to process a wide range of materials, like rubber, plastics and composites. The liquid cooling system and pertinent chiller allows an intensive use of the router even at high speeds.



### PARTITIONED VACUUM SYSTEM

Powerful, partitioned, adjustable vacuum system, to be adapted to any type of material or job and concentrated where needed. It allows the best fixing during cutting and the highest energy saving at the same time.



### PERFORMANCE AND RELIABILITY

Perfect quality and considerable cutting speed are the result of a solid, accurate mechanic engineering and of a state-of-the-art electronics.



### DOUBLE CUTTING GANTRY

To increase productivity some Flex models can be supplied with a second cutting gantry.



### OPTIMIZED NESTING

Customized systems for automatic nesting and friendly interface dramatically reduce the overall time for placing the shapes to be processed and optimize the material yields.

### STATIC OR CONVEYORIZED CUTTING SURFACE


The Flex series offers models with static or conveyORIZED belt feed cutting surface. In case of belt feed, the material feeding is made through the belt moving and the pincers fixed on the gantry: this grants maximum feeding accuracy both with hard materials and textile, in single or multiple layers.

### HIGHT BRIGHTNESS PROJECTORS

High brightness overhead projectors assure a clear visualization of any material or color in any environment. Using LED lamps they grant high brightness, stability in power projection, low maintenance and long life. Best performance when necessary to take advantage of materials with irregular contour.

### ACQUISITION AND FEEDING SYSTEMS


The Flex models can be combined with a wide range of options: in-line and off-line acquisition systems, feeding systems, spreaders and integrated or stand alone loading and off-loading tables.



# Flex Models

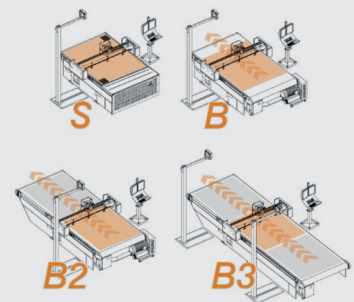
**SOLID**  
**RELIABLE**  
**ACCURATE AND**  
**USER-FRIENDLY**

A wide range of configurations representing the optimal solution for several industries.



## S MODELS

MODELS	WORKING AREA (mm)	MAX. ABSORPTION (kW)	SIZES (mm)		WEIGHT (Kg)*
			without projection	with projection	
		1 pump/2 pumps			
FlashCut Flex 1515	1550x1550	13.46 / -	2500x4120x1220	2500x5000x3110	1250
FlashCut Flex 3015	3050x1550	13.46 /23.86	4000x4120x1220	4000x5000x3110	1750
FlashCut Flex 3020	3050x2050	13.46 /23.86	4000x4620x1220	4000x5630x2980	2050
FlashCut Flex 3026	3050x2600	13.46 /23.86	4540x5144x1220	4540x6174x4181	2450
FlashCut Flex 4015	4050x1550	13.46 /23.86	5250x4120x1220	5250x5000x3110	2100
FlashCut Flex 4020	4050x2050	13.46 /23.86	5250x4620x1220	5250x5500x3680	2350
FlashCut Flex 6115	6100x1550	- /23.86	7300x5000x1220	7300x3000x3110	3000



## B MODELS

MODELS	WORKING AREA (mm)	MAX ABS. (kW)	B MODELS			B2 MODELS			B3 MODELS		
			SIZES (mm)		W. (Kg)*	SIZES (mm)		W. (Kg)*	SIZES (mm)		W. (Kg)*
		1 p./2p.	without projection	with projection		without projection	with projection		without projection	with projection	
FlashCut Flex 1515	1550x1550	13.46 / -	3150x4160x1220	3150x5040x3024	1300	4200x4120x1220	4200x5000x3024	1520	4970x4120x1220	4970x5000x3024	1650
FlashCut Flex 3015	3050x1550	13.46 /23.86	4880x4160x1220	4880x5040x3110	1850	7200x4120x1220	7200x5000x3110	2250	9470x4120x1220	9470x5000x3110	2450
FlashCut Flex 3020	3050x2050	13.46 /23.86	4880x4660x1220	4880x5670x2980	2100	7200x4620x1220	7200x5630x2980	2450	9470x4620x1220	9470x5630x2980	2750
FlashCut Flex 3026	3050x2600	- /23.86	6260x5144x1220	6260x6175x4181	3000	7350x5144x1220	7350x6175x4181	3200	9465x5144x1220	9465x6175x4181	3400

\* without projector

Subject to change without notice - May 2015 edition



HEADQUARTERS

**ATOM ITALY**

ATOM s.p.a. Via Morosini, 6 - 27029 Vigevano - PV - Italy - T +39 0381 3021 - info.atom@atom.it - www.atom.it